

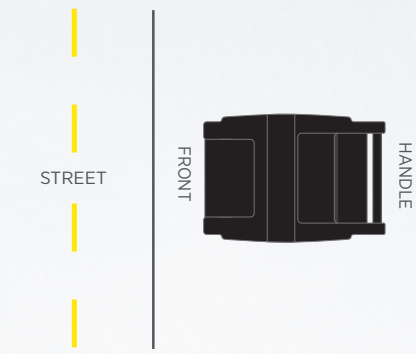


CURBSIDE CONTAINER PLACEMENT GUIDE

Place containers at the curb before 7:00 AM

PROPER CONTAINER PLACEMENT

Put container on a hard, level surface clear of obstructions such as snow, landscaping, mailboxes, and utility poles. Do not block the sidewalk.



CONTAINER DON'TS



Containers must remain upright for pickup



Keep all materials inside the container



Keep container clear of all obstructions

WINTER CART INFORMATION

For safety reasons, Casella only services roads that have been plowed and treated appropriately. If you live on a private road, **please ensure the road is plowed and treated prior to 7:00 AM.**

Casella's drivers work long hours to serve hundreds of customers. Please be patient and avoid calling in a missed collection before 3:00 PM. **Winter weather can cause delays**, resulting in the truck being in any given area later than normal.

Keep cart lids closed to prevent water from entering and freezing at the bottom. Store carts indoors or covered if you can.

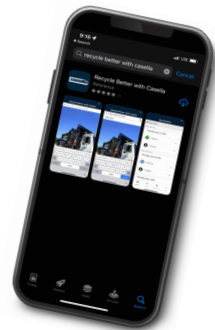
Avoid placing your carts in the street when there is a winter storm. This creates a hazard to vehicles, including the towns plow trucks.

If there is snow on the ground, dig out a spot for your cart where it is typically placed. **Avoid placing your cart on snow piles.** Melting or shifting snow could cause the carts to fall over and spill out their contents. The uneven ground will make it difficult for the truck to set the carts back down.

INTRODUCING THE CASELLA APP FOR RESIDENTS!

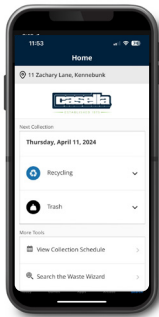
Casella's App makes it even easier for you to stay connected about your trash and recycling collection program

Get information specific to residents including a **collection calendar with reminders**, and a **searchable Waste Wizard A-Z listing** tool.



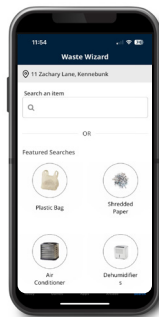
The Collection Calendar

- Receive service day reminders on your mobile device and never miss a collection day again.
- Get real time updates for service delays due to unplanned interruptions such as inclement weather.
- Choose how to receive notifications with options like an alert to your smartphone, text message, email, or phone call.



The Waste Wizard A-Z Tool

- Searchable listing of materials which gives you information on how to properly dispose or recycle items.
- If an item that cannot be taken with your curbside collection, the App will advise you of options on where and how to recycle or dispose of the item correctly.



Additional features include the ability to schedule additional services such as bulk waste pickup. The App also provides education for residents such as seasonal recycling tips as well as allows for the communication of local collection events.



SCAN FOR THE GOOGLE PLAY STORE

Download today by **scanning a QR code here** with your smartphone camera!



SCAN FOR THE APP STORE

TOWN OF DAYTON, ME

A Guide to Your Trash Service

COLLECTION INFORMATION:

- Trash collection occurs weekly on Monday
- Automated collection begins **July 22, 2024**
- Residents will no longer have to provide their own bins. Casella will provide each resident with one 96-gallon carts for trash. All trash must be inside of the cart with the lid closed. Casella will no longer collect any material left outside of the cart.



ESTABLISHED 1975

FREQUENTLY ASKED QUESTIONS

Do I have to use the new carts provided by Casella?

Yes. The new automated collection system cannot accommodate other carts or bins. If trash is not in the Casella cart, it can not be collected.

Where do I place my cart?

Carts must be placed curbside with wheels toward the house/curb, 3 feet apart from other objects, and 4 feet of clearance above (see diagram in brochure).

What should I do if I have overflow trash that does not fit in my cart?

Items placed beside the carts will no longer be collected. Dayton Residents are allowed to dispose of 3 cubic yards of trash and permit is required. Permits are available at the Town office for a \$40.00 fee.

When should I start using these carts?

Begin using your carts on Monday, July 22. Please do not use carts prior to the date.

Will my collection ay change?

NO. Residents will continue to receive weekly collection of trash every Monday.

How can I recycle?

Dayton Residents can dispose of Zero-Sort recyclables at the Dayton Transfer Station. Permit is required.

Where can I find more information about trash and recycling collection?

Use your smart phone to scan the QR code in this brochure for more information, download the Recycle Better with Casella App, or visit casella.com/dayton-me.

DAYTON TRANSFER STATION

A permit is required to bring waste to the transfer station. Permits are available at the Town office for a fee. This allows residents to dispose of 3 cubic yards of trash. Dayton Residents can dispose of recyclables at the Dayton Transfer Station.

Location: 50 Rumery Road, Dayton, ME

Hours: Saturday, 8:00 AM-1:00 PM
Sunday's, May 1-October 31,
9:00 AM-1:00 PM

Fees: Please visit their website at:
dayton-me.gov

Please see the poster on to the right for accepted and not accepted items. For more information, visit dayton-me.gov

CASELLA CONTACT INFORMATION

We're here to help! For more information, visit dayton-me.gov or call us at **207-518-8653**



ESTABLISHED 1975

RECYCLING • SOLUTIONS • ORGANICS • COLLECTION • ENERGY • LANDFILLS

casella.com/recyclebetter •



RECYCLING

Dayton Transfer Station accept recyclables separated in the following categories:

CARDBOARD/PAPER



Cardboard & Boxboard
(Clean & dry)



Junk Mail, Periodicals, & Office Paper
(Paper bags, envelopes, & catalogs)

PLASTIC



Plastic Bottles, Jugs, Tubs, & Lids
(Empty kitchen, laundry, & bath containers & clamshells)

METAL



Aluminum & Steel Cans
(Foil & empty food & beverage cans)

GLASS



Glass Bottles & Jars
(Empty food & beverage bottles & jars)

REMEMBER TO RECYCLE BETTER!

- No items smaller than 2" in size
- All containers are empty, rinsed, & dry
- Cardboard is flattened & broken down
- There are NO items from the NOT ACCEPTED list in the recycling bin



ESTABLISHED 1975

For recycling tips and resources, visit casella.com/RecycleBetter

NOT ACCEPTED



DO YOUR PART TO RECYCLE BETTER™
THE ITEMS LISTED BELOW DON'T BELONG IN YOUR RECYCLING BIN




PLASTIC BAGS



BAGGED RECYCLABLES



CLOTHING/TEXTILES



TANGLERS



SCRAP METAL ITEMS



BATTERIES



MEDICAL WASTE



FOOD WASTE/LIQUIDS



ELECTRONICS



HAZARDOUS MATERIALS OR EXPLOSIVES



PLASTIC WRAP, FILMS, OR TARPS



WOOD, WASTE, OR TIRES



DISPOSABLE ITEMS



WAXY COATED PAPER ITEMS



CERAMICS OR BAKING GLASS